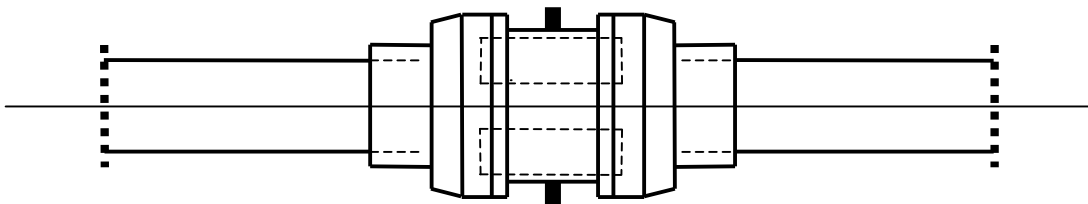
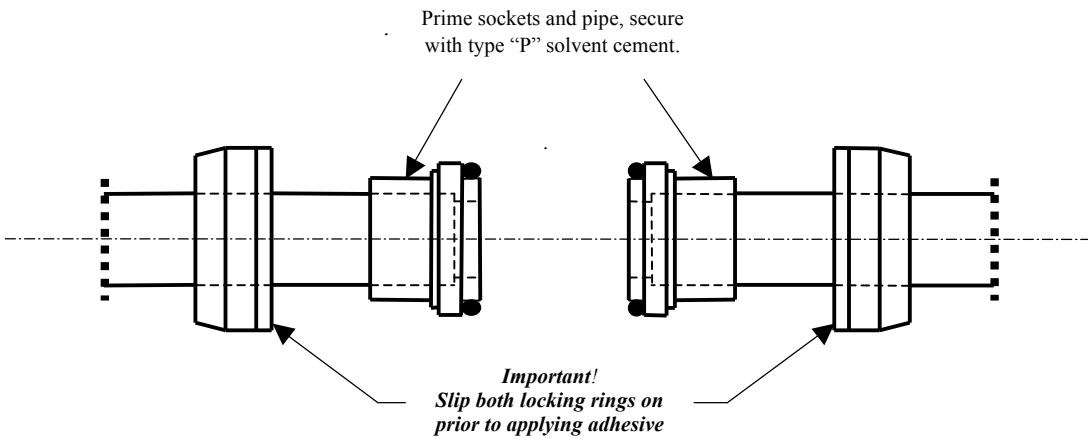
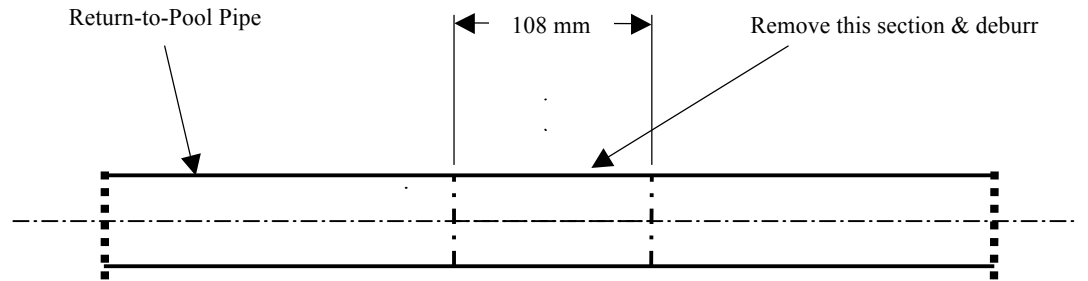



Note that the pipe-work has been shown horizontal for the purposes of illustration.
 To ensure 100% immersion of both electrodes, the flowcell should be installed in a vertical or inclined section of the pipe-work. To do otherwise may compromise efficiency.



Allow time for the adhesive to cure, finish assemble the flowcell and then run the pump to check for leaks then connect the ELV electrode leads.

DRN:	J.R.H.	1 of 1	Drg. No.	AQ.INSTALL.C-40M.C-50M	
APPR:	ANGUS	INSTALLATION DRAWING C-40M and C-50M Universal Flowcells			
DATE	30.01.2010				
REV. A	1 : 4				